

INDEPENDENT AUDITOR'S REPORT

To the Members of
A2Z Powercom Limited
Gurgaon

Report on the Audit of the Standalone Financial Statements

Opinion

We have audited the accompanying standalone Ind AS Financial Statements of A2Z Powercom Limited ("the Company"), which comprise the Balance Sheet as at 31 March 2019, the Statement of Profit and Loss (including other comprehensive income), the Cash Flow Statement and the Statement of Changes in Equity for the year then ended, and a summary of the significant accounting policies and other explanatory information.

In our opinion and to the best of our information and according to the explanations given to us, the aforesaid Ind AS financial statements give the information required by the Act in the manner so required and give a true and fair view in conformity with the accounting principles generally accepted in India including the Ind AS, of the financial position of the Company as at 31 March 2019, and its financial performance (including other comprehensive income) and its cash flows and the changes in equity for the year ended on that date.

Basis for Opinion


We conducted our audit in accordance with the Standards on Auditing (SAs) specified under section 143(10) of the Companies Act, 2013. Our responsibilities under those Standards are further described in the *Auditor's Responsibilities for the Audit of the Financial Statements* section of our report. We are independent of the Company in accordance with the *Code of Ethics* issued by the Institute of Chartered Accountants of India together with the ethical requirements that are relevant to our audit of the financial statements under the provisions of the Companies Act, 2013 and the Rules made thereunder, and we have fulfilled our other ethical responsibilities in accordance with these requirements and the ICAI's Code of Ethics. We believe that the audit evidence we have obtained is sufficient and appropriate to provide a basis for our opinion on the standalone financial statements.

Key Audit Matters

Key audit matters are those matters that, in our professional judgment, were of most significance in our audit of the financial statements of the current period. These matters were addressed in the context of our audit of the financial statements as a whole, and in forming our opinion thereon, and we do not provide a separate opinion on these matters.

Management's Responsibility for the Financial Statements

The Company's Board of Directors is responsible for the matters stated in Section 134(5) of the Companies Act, 2013 ("the Act") with respect to the preparation of these Ind AS financial statements that give a true and fair view of the financial position, financial performance including other comprehensive income, cash flows and changes in equity of the company in accordance with the accounting principles generally accepted in India, including the Indian Accounting Standards (Ind AS) specified under Section 133 of the Act, read with relevant rules issued thereunder. This responsibility also includes maintenance of adequate accounting records in accordance with the provisions of the Act; safeguarding the assets of the Company; preventing and detecting frauds and other irregularities; selection



and application of appropriate accounting policies; making judgments and estimates that are reasonable and prudent; and design, implementation and maintenance of adequate internal financial controls, that were operating effectively for ensuring the accuracy and completeness of the accounting records, relevant to the preparation and presentation of the Ind AS financial statements that give a true and fair view and are free from material misstatement, whether due to fraud or error.

In preparing the financial statements, management is responsible for assessing the Company's ability to continue as a going concern, disclosing, as applicable, matters related to going concern and using the going concern basis of accounting unless management either intends to liquidate the Company or to cease operations, or has no realistic alternative but to do so.


The Board of Directors are responsible for overseeing the Company's financial reporting process.

Auditor's Responsibilities for the Audit of the Financial Statements

Our objectives are to obtain reasonable assurance about whether the financial statements as a whole are free from material misstatement, whether due to fraud or error, and to issue an auditor's report that includes our opinion. Reasonable assurance is a high level of assurance, but is not a guarantee that an audit conducted in accordance with SAs will always detect a material misstatement when it exists. Misstatements can arise from fraud or error and are considered material if, individually or in the aggregate, they could reasonably be expected to influence the economic decisions of users taken on the basis of these financial statements.

As part of an audit in accordance with SAs, we exercise professional judgment and maintain professional scepticism throughout the audit. We also:

- Identify and assess the risks of material misstatement of the financial statements, whether due to fraud or error, design and perform audit procedures responsive to those risks, and obtain audit evidence that is sufficient and appropriate to provide a basis for our opinion. The risk of not detecting a material misstatement resulting from fraud is higher than for one resulting from error, as fraud may involve collusion, forgery, intentional omissions, misrepresentations, or the override of internal control.
- Obtain an understanding of internal financial control relevant to the audit in order to design audit procedures that are appropriate in the circumstances. Under section 143(3)(i) of the Companies Act, 2013, we are also responsible for expressing our opinion on whether the company has adequate internal financial controls system in place and the operating effectiveness of such controls.
- Evaluate the appropriateness of accounting policies used and the reasonableness of accounting estimates and related disclosures made by management.
- Conclude on the appropriateness of management's use of the going concern basis of accounting and, based on the audit evidence obtained, whether a material uncertainty exists related to events or conditions that may cast significant doubt on the Company's ability to continue as a going concern. If we conclude that a material uncertainty exists, we are required to draw attention in our auditor's report to the related disclosures in the financial statements or, if such disclosures are inadequate, to modify our opinion. Our conclusions are based on the audit evidence obtained up to the date of our auditor's report. However, future events or conditions may cause the Company to cease to continue as a going concern.
- Evaluate the overall presentation, structure and content of the financial statements, including the disclosures, and whether the financial statements represent the underlying transactions and events in a manner that achieves fair presentation.



Materiality is the magnitude of misstatements in the standalone financial statements that, individually or in aggregate, makes it probable that the economic decisions of a reasonably knowledgeable user of the financial statements may be influenced. We consider quantitative materiality and qualitative factors in (i) planning the scope of our audit work and in evaluating the results of our work; and (ii) to evaluate the effect of any identified misstatements in the financial statements

We communicate with those charged with governance regarding, among other matters, the planned scope and timing of the audit and significant audit findings, including any significant deficiencies in internal control that we identify during our audit.

We also provide those charged with governance with a statement that we have complied with relevant ethical requirements regarding independence, and to communicate with them all relationships and other matters that may reasonably be thought to bear on our independence, and where applicable, related safeguards.

From the matters communicated with those charged with governance, we determine those matters that were of most significance in the audit of the financial statements of the current period and are therefore the key audit matters. We describe these matters in our auditor's report unless law or regulation precludes public disclosure about the matter or when, in extremely rare circumstances, we determine that a matter should not be communicated in our report because the adverse consequences of doing so would reasonably be expected to outweigh the public interest benefits of such communication.

Report on Other Legal and Regulatory Requirements

1. As required by the Companies (Auditor's Report) Order, 2016 ("the Order") issued by the Central Government of India in terms of sub-section (11) Section 143 of the Act, we give in the Annexure I, a statement on the matters specified in paragraphs 3 and 4 of the Order.
2. As required by Section 143(3) of the Act, we report that:
 - a. we have sought and obtained all the information and explanations which to the best of our knowledge and belief were necessary for the purpose of our audit;
 - b. In our opinion, proper books of account as required by law have been kept by the Company so far as it appears from our examination of those books;
 - c. The balance sheet, the statement of profit and loss including other comprehensive income, the statement of cash flows and the statement of changes in equity dealt with by this report are in agreement with the books of account;
 - d. In our opinion, the aforesaid Ind AS financial statements comply with the Accounting Standards specified under Section 133 of the Act, read with relevant rules issued thereunder;
 - e. On the basis of the written representations received from the directors as on 31 March 2019 and taken on record by the Board of Directors, none of the directors is disqualified as on 31 March 2019 from being appointed as a director in terms of Section 164(2) of the Act;
 - f. With respect to the adequacy of the internal financial controls over financial reporting of the Company and the operating effectiveness of such controls, refer to our separate report in "Annexure II"; and



Mahesh Aggarwal & Associates

Chartered Accountants
602, Rohit House, 3, Tolstoy Marg,
Connaught Place, New Delhi-110001.

Mob. : +91 98 713 24 000
E-mail : agarwalmaheshin@yahoo.com
GSTIN : 07 AAOFM0525E 1 ZI

- g. with respect to the other matters to be included in the Auditor's Report in accordance with Rule 11 of the Companies (Audit and Auditors) Rules, 2014, in our opinion and to the best of our information and according to the explanations given to us:
- i. The Company does not have any pending litigations which would impact its financial position in its Ind AS financial statements;
 - ii. The Company has made provision, as required under the applicable law or accounting standards, for material foreseeable losses, if any, on long-term contracts including derivative contracts.
 - iii. There were no amounts which were required to be transferred to the Investor Education and Protection Fund by the Company.

For Mahesh Aggarwal & Associates
Chartered Accountants
Regn. No. 006092N



(Signature)
Mahesh Aggarwal
Partner
M. No. 85013

Place: Gurgaon
Dated: 13.05.2019


Re: [A2Z Powercom Limited] ('the Company')

Annexure-I

Referred to in paragraph (1) Report on Other Legal and Regulatory Requirements of our report of even date

Based on the audit procedures performed for the purpose of reporting a true and fair view on the Ind AS financial statements of the Company and taking into consideration the information and explanations given to us and the books of account and other records examined by us in the normal course of audit, we report that:

- (i) (a) The Company has maintained proper records showing full particulars, including quantitative details and situation of fixed assets.
- (b) The fixed assets have been physically verified by the management during the year and no material discrepancies were noticed on such verification. In our opinion, the frequency of verification of the fixed assets is reasonable having regard to the size of the Company and the nature of its assets.
- (c) The company does not holds any immovable property, so the provision of clause of 3(i)(c) of the order is not applicable.
- (ii) (a) The management has conducted physical verification of inventory at reasonable intervals during the year.
- (b) The procedures of physical verification of inventory followed by the management are reasonable and adequate in relation to the size of the Company and the nature of its business.
- (c) The Company is maintaining proper records of inventory and no material discrepancies were noticed on physical verification.
- (iii) The Company has granted unsecured loans to companies covered in the register maintained under Section 189 of the Act. And with respect to the same:
 - (a) In our opinion, the rate of interest and other terms and conditions on which the loans has been granted to the bodies corporate listed in the register maintained under section 189 of The Companies Act 2013 are not prejudicial to the interest of the company.
 - (b) The principal amounts are repayable on demand and since the repayment of such loans has not been demanded, in our opinion receipt of the principal amount is regular; and
 - (c) There is no overdue amount in respect of loans granted to such companies, firms or other parties.
- (iv) The company has not made any loans, investment and guarantees, accordingly, the provisions of clause 3(iv) of the Order are not applicable.
- (v) The Company has not accepted any deposits within the meaning of Sections 73 to 76 of the Act and the Companies (Acceptance of Deposits) Rules, 2014 (as amended). Accordingly, the provisions of clause 3(v) of the Order are not applicable.



(vi) To the best of our knowledge and belief, the Central Government has not specified maintenance of cost records under sub-section (1) of Section 148 of the Act, in respect of Company's products/ services. Accordingly, the provisions of clause 3(vi) of the Order are not applicable.

(vii)(a) The Company is generally not regular in depositing undisputed statutory dues including provident fund, employees' state insurance, income-tax, sales-tax, service tax, duty of customs, duty of excise, value added tax, cess and other material statutory dues, as applicable, with the appropriate authorities. Undisputed amounts payable in respect thereof which were outstanding at the year-end for a period of more than six months from the date they become payable are as follows:

Nature of the Statute	Nature of Dues	Amount (Rs)	Period for which the amount relates
Uttar Pradesh Government	VAT & CST	2,784,815.64	Before April 2014
Service Tax	Service Tax & Interest	68,259.00	Before October 2017
Income Tax Act, 1961	TDS	49,563.00	Before October 2018
EPF and MP Act	PF/EWF	10,278.00	Before October 2017
ESI Act	ESI	2,890.00	June 2015


(b) According to the information and explanations give to us, the dues outstanding in respect of income-tax, sales-tax, wealth tax, service tax, duty of customs, duty of excise, value added tax and cess on account of any dispute, are as follows:

Name of the Statute	Nature of dues	Amount (Rs.)	Amount Paid Under Protest (Rs.)	Period to which the amount relates	Forum where dispute is pending
Income Tax Act, 1961	Demand U/s 156 of the Income Tax Act, 1961	54,06,452.00	0.00	F.Y. 2008-09 to F.Y. 2012-13	Commissioner of Income Tax (Appeal)-III, Gurgaon
Income Tax Act, 1961	Penalty u/s 271 (1)	85207.00	0.00		CIT (A), Gurgaon

(viii) According to the information and explanations given to us, the Company has not defaulted in repayment of loans or borrowings to a financial institution or a bank or debenture-holders during the year.

(ix) The Company did not raise any money by way of initial public offer or further public offer (including debt instruments) and term loans during the year. Accordingly, the provisions of clause 3(ix) of the Order are not applicable.

(x) According to the information and explanations given to us, no material fraud by the Company or on the Company by its officers or employees has been noticed or reported during the course of our audit




Mahesh Aggarwal & Associates

Chartered Accountants
602, Rohit House, 3, Tolstoy Marg,
Connaught Place, New Delhi-110001.

Mob. : +91 98 713 24 000
E-mail : agarwalmaheshin@yahoo.com
GSTIN : 07 AAOFM0525E 1 ZI

- (xi) According to the information and explanations give to us and based on our examination of the records of the Company, the Company has paid/provided for managerial remuneration in accordance with the requisite approvals mandated by the provisions of section 197 read with Schedule V to the Act.
- (xii) In our opinion and according to the information and explanations given to us, the company is not a Nidhi company. Accordingly, paragraph 3(xii) of the order is not applicable.
- (xiii) According to the information and explanations given to us and based on our examination of the records of the Company, transactions with the related parties are in compliance with sections 177 and 188 of the Act where applicable and details of such transactions have been disclosed in the Ind AS financial statements as required by the applicable accounting standards.
- (xiv) According to the information and explanations give to us and based on our examination of the records of the Company, the Company has not made any preferential allotment or private placement of shares or fully or partly convertible debentures during the year.
- (xv) According to the information and explanations given to us and based on our examination of the records of the Company, the Company has not entered into non-cash transactions with directors or persons connected with him. Accordingly, paragraph 3(xv) of the Order is not applicable.
- (xvi) The Company is not required to be registered under section 45-IA of the Reserve Bank of India Act 1934.

For Mahesh Aggarwal & Associates
Chartered Accountants
Regn. No. 006092N


Mahesh Aggarwal
Partner
M. No. 85013

Place: Gurgaon
Dated: 13.05.2019

Annexure - II to the Auditors' Report

(Referred to in paragraph 1(f) under 'Report on Other Legal and Regulatory Requirements' section of our report to the members of the company of even date)

Report on the Internal Financial Controls under Clause (i) of Sub-section 3 of Section 143 of the Companies Act, 2013 ("the Act")

We have audited the internal financial controls over financial reporting of A2Z Powercom Limited ("the Company") as of 31 March 2019 in conjunction with our audit of the Ind AS financial statements of the Company for the year ended on that date.

Management's Responsibility for Internal Financial Controls


The Company's management is responsible for establishing and maintaining internal financial controls based on the internal control over financial reporting criteria established by the Company considering the essential components of internal control stated in the Guidance Note on Audit of Internal Financial Controls over Financial Reporting issued by the Institute of Chartered Accountants of India ('ICAI'). These responsibilities include the design, implementation and maintenance of adequate internal financial controls that were operating effectively for ensuring the orderly and efficient conduct of its business, including adherence to company's policies, the safeguarding of its assets, the prevention and detection of frauds and errors, the accuracy and completeness of the accounting records, and the timely preparation of reliable financial information, as required under the Companies Act, 2013.

Auditors' Responsibility

Our responsibility is to express an opinion on the Company's internal financial controls over financial reporting based on our audit. We conducted our audit in accordance with the Guidance Note on Audit of Internal Financial Controls over Financial Reporting (the "Guidance Note") and the Standards on Auditing, issued by ICAI and deemed to be prescribed under section 143(10) of the Companies Act, 2013, to the extent applicable to an audit of internal financial controls, both applicable to an audit of Internal Financial Controls and, both issued by the Institute of Chartered Accountants of India. Those Standards and the Guidance Note require that we comply with ethical requirements and plan and perform the audit to obtain reasonable assurance about whether adequate internal financial controls over financial reporting was established and maintained and if such controls operated effectively in all material respects.

Our audit involves performing procedures to obtain audit evidence about the adequacy of the internal financial controls system over financial reporting and their operating effectiveness. Our audit of internal financial controls over financial reporting included obtaining an understanding of internal financial controls over financial reporting, assessing the risk that a material weakness exists, and testing and evaluating the design and operating effectiveness of internal control based on the assessed risk. The procedures selected depend on the auditor's judgment, including the assessment of the risks of material misstatement of the Ind AS financial statements, whether due to fraud or error.

We believe that the audit evidence we have obtained is sufficient and appropriate to provide a basis for our audit opinion on the Company's internal financial controls system over financial reporting.



Meaning of Internal Financial Controls over Financial Reporting

A company's internal financial control over financial reporting is a process designed to provide reasonable assurance regarding the reliability of financial reporting and the preparation of financial statements for external purposes in accordance with generally accepted accounting principles. A company's internal financial control over financial reporting includes those policies and procedures that (1) pertain to the maintenance of records that, in reasonable detail, accurately and fairly reflect the transactions and dispositions of the assets of the company; (2) provide reasonable assurance that transactions are recorded as necessary to permit preparation of financial statements in accordance with generally accepted accounting principles, and that receipts and expenditures of the company are being made only in accordance with authorisations of management and directors of the company; and (3) provide reasonable assurance regarding prevention or timely detection of unauthorised acquisition, use, or disposition of the company's assets that could have a material effect on the financial statements


Inherent Limitations of Internal Financial Controls over Financial Reporting

Because of the inherent limitations of internal financial controls over financial reporting, including the possibility of collusion or improper management override of controls, material misstatements due to error or fraud may occur and not be detected. Also, projections of any evaluation of the internal financial controls over financial reporting to future periods are subject to the risk that the internal financial control over financial reporting may become inadequate because of changes in conditions, or that the degree of compliance with the policies or procedures may deteriorate.

Opinion

In our opinion, the Company has, in all material respects, an adequate internal financial controls system over financial reporting and such internal financial controls over financial reporting were operating effectively as at 31 March 2019, based on the internal control over financial reporting criteria established by the Company considering the essential components of internal control stated in the Guidance Note on Audit of Internal Financial Controls Over Financial Reporting issued by the Institute of Chartered Accountants of India.

For Mahesh Aggarwal & Associates
Chartered Accountants
Regn. No. 006092N



Mahesh Aggarwal
Partner
M. No. 85013

Place: Gurgaon
Dated: 13.05.2019

A2Z POWERCOM LIMITED

Balance sheet as at March 31, 2019

(Unless otherwise stated, all amounts are in INR Lacs)

	Note	As at March 31, 2019	As at March 31, 2018
Assets			
Non-current assets			
Property, plant and equipment	3	56.53	70.52
Intangibles assets	4	-	4.43
Deferred tax assets (net)	5	1.51	23.18
Non-current tax assets(net)	6	199.25	122.21
Other non-current assets	7	-	1,310.68
		<u>257.29</u>	<u>1,531.02</u>
Current assets			
Inventories	8	-	45.20
Financial assets			
Trade receivables	9	167.04	13.31
Cash and cash equivalents	10	5.21	79.53
Loans	11	350.07	459.32
Other financial assets	12	190.75	1,315.32
Other current assets	13	197.19	44.99
Asset held for sale	14	-	1,387.49
		<u>910.26</u>	<u>3,345.16</u>
		<u>1,167.55</u>	<u>4,876.18</u>
Equity and liabilities			
Equity			
Equity share capital	15	12.50	12.50
Other equity	16	98.96	164.59
		<u>111.46</u>	<u>177.09</u>
Liabilities			
Non-current Liabilities			
Provisions	18	-	1.51
		<u>-</u>	<u>1.51</u>
Current liabilities			
Financial Liabilities			
Borrowings	17	-	1,486.92
Trade payables	19		
Total outstanding dues of micro and small enterprises		11.78	-
Total outstanding dues of creditors other than micro and small enterprises		275.63	1,667.50
Other financial liabilities	20	10.31	10.31
Other current liabilities	21	757.50	1,532.62
Provisions	22	0.87	0.22
		<u>1,056.09</u>	<u>4,697.58</u>
		<u>1,167.55</u>	<u>4,876.18</u>

The accompanying notes form an integral part of the financial statements.
This is the Balance sheet referred to in our report of even date.

For Mahesh Aggarwal & Associates

Chartered Accountants
Regn No. 006092NMahesh Aggarwal
Partner
M No. 85013

For and on behalf of the Board of Directors


Sanjeev Sharma
Director
(DIN : 02159764)


Ashok Kumar Saini
Director
(DIN : 03593179)

Place : Gurgaon

Dated : 13.05.2019

A2Z POWERCOM LIMITED

Statement of profit and loss for the year ended March 31, 2019

(Unless otherwise stated, all amounts are in INR Laacs)

	Note	For the year ended March 31, 2019	For the year ended March 31, 2018
Revenue from operations	23	1,433.55	1,622.38
Other Income	24	105.70	50.82
Total income		1,539.25	1,673.20
Expenses			
Cost of material consumed	25	1,135.60	1,218.63
Employee benefit expenses	26	22.04	156.46
Finance costs	27	26.69	178.92
Depreciation and amortisation expense	28	18.43	15.96
Other expenses	29	381.89	148.88
Total expenses		1,584.65	1,718.85
Profit / (loss) before exceptional and tax		(45.40)	(45.65)
Exceptional items - Gain		-	-
Profit / (loss) before tax		(45.40)	(45.65)
Tax expense	31		
Current tax		-	-
Deferred tax		21.66	(0.70)
		21.66	(0.70)
Profit / (loss) for the period		(67.06)	(44.95)
Other Comprehensive Income			
A i) Items that will not be reclassified to profit and loss		0.65	3.87
Income tax relating to items that will not be reclassified to profit or loss		-	-
ii) Income tax relating to items that will not be reclassified to profit or loss		-	-
Income tax relating to items that will be reclassified to profit or loss		-	-
Total Comprehensive Income for the period		(66.41)	(41.08)
Profit / (Loss) per equity share:			
Basic (in INR)	30	(53.65)	(35.96)
Diluted (in INR)	30	(53.65)	(35.96)

The accompanying notes form an integral part of the financial statements.
This is the statement of profit and loss referred to in our report of even date

For Mahesh Aggarwal & Associates

Chartered Accountants

Regn No. 006092N

Mahesh Aggarwal

Partner

M No. 85013

Place : Gurgaon

Dated : 13.05.2019



For and on behalf of the Board of Directors

Sanjeev Sharma
Director
(DIN : 02159764)

Ashok Kumar Saini
Director
(DIN : 03593179)

A2Z POWERCOM LIMITED

Statement of cash flows for the year ended March 31, 2019
(Unless otherwise stated, all amounts are in INR Lacs)

A Cash flow from / (used in) operating activities

	For the year ended March 31, 2019	For the year ended March 31, 2018
Net Profit / (Loss) before taxation	(45.40)	(45.65)
Adjustment for		
Interest expense	24.69	169.65
Interest income	(44.49)	(50.82)
ESOP expense	0.78	4.57
Liability written off	(61.21)	-
Inventory written off	45.20	-
Amount written off	317.42	-
Depreciation/amortisation	18.43	15.96
Operating profit / (Loss) before working capital changes	255.42	93.71
Movements in working capital :		
Adjustments for (increase) / decrease in operating assets:		
Trade receivables	(1.16)	323.27
Loans	138.71	(166.63)
Other assets	1,158.48	(1,387.49)
Other financial assets	5,670.60	3,702.83
Trade payable	(1,781.64)	(1,564.23)
Other financial liabilities	(417.57)	(322.37)
Provisions	(0.21)	(0.55)
Other liabilities	(3,533.08)	(574.56)
Cash generated from / (Used in) operations	1,489.51	104.02
Direct taxes paid (net of refunds)	(77.03)	(86.21)
Net Cash generated from / (used in) operating activities	1,412.48	17.81

B Cash flow from / (used in) investing activities

Purchase of PPE and intangible asset	0.00	(0.02)
Interest received	24.81	86.64
Net Cash generated from / (used in) investing activities	24.81	86.62

C Cash flow from / (used in) financing activities

Repayment of short term borrowings	(1,486.92)	68.97
Interest paid	(24.69)	(169.65)
Net Cash generated from / (used in) financing activities	(1,511.61)	(100.68)

Net increase in cash and cash equivalents (A+B+C)

	(74.32)	3.75
Cash and cash equivalents at the beginning of the year	79.53	75.78
Cash and cash equivalents at the end of the year	5.21	79.53

Components of Cash and cash equivalents

	As at March 31, 2019	As at March 31, 2018
Cash on hand	3.20	6.39
Balances with scheduled banks in current accounts	2.00	73.04
Balances with scheduled banks in fixed deposit account	0.01	0.10
	5.21	79.53

The accompanying notes form an integral part of the financial statements
This is the statement of cash flows referred to in our report of even date

For Mahesh Aggarwal & Associates

Chartered Accountants

Regn. No. 006092N

Mahesh Aggarwal

Partner

M No. 85013



For and on behalf of the Board of Directors

Sanjeev Sharma

Director

(DIN : 02159764)

Ashok Kumar Saini

Director

(DIN : 03593179)

Place : Gurgaon

Dated : 13.05.2019

A2Z POWERCOM LIMITED

Statement of Changes in Equity for the year ended March 31, 2019

(Unless otherwise stated, all amounts are in INR Lacs)

	Notes	Number of shares	Amount
A Equity share capital			
Issued, subscribed and fully paid up			
Equity Shares of INR 10 each			
Balance as at March 31, 2018	15	1,25,000	12.50
Changes in equity share capital		-	-
Balance as at March 31, 2019		1,25,000	12.50

B Other Equity

	Notes	ESOP reserve	Reserves and Surplus	Total
As at April 1, 2018	16	42.57	122.02	164.59
Add: Profit / (Loss) for the year		-	(67.06)	(67.06)
Add: ESOP expense		0.78	-	0.78
Add: Acturial gain/(loss)		-	0.65	0.65
As at March 31, 2019		43.35	55.61	98.96

This is the statement of change in equity referred to in our report of even date

For Mahesh Aggarwal & Associates

Chartered Accountants

Regn. No. 006092N

Mahesh Aggarwal

Partner

M.No. 85013



Place : Gurgaon

Dated : 13.05.2019

For and on behalf of the Board of Directors



Sanjeev Sharma

Director

(DIN : 02159764)

Ashok Kumar Saini

Director

(DIN : 03593179)

Note 1 : Nature of operations

A2Z Powercom Limited ("A2Z" or the Company) is the subsidiary of A2Z Infra Engineering Limited. It was incorporated at National Capital Territory of Delhi on April 28, 2008 for EPC contracting and Operation & Maintenance work of Bio mass based power plants.

Note 2 : Significant Accounting Policies**2.1 Basis of Accounting:**

The financial statements of the Company have been prepared in accordance with Indian Accounting Standards (Ind AS) notified under the Companies (Indian Accounting Standards) Rules, 2015 and the Companies (Indian Accounting Standards) (Amendment) Rules, 2016.

The financial statements have been prepared on a historical cost basis, except for the certain assets and liabilities which have been measured at different basis and such basis has been disclosed in relevant accounting policy.

The financial statements are presented in INR and all values are rounded to the nearest lacs, except when otherwise indicated.

2.2 Revenue

Revenue from contracts with customers is recognized on transfer of control of promised goods or services to a customer at an amount that reflects the consideration to which the Company is expected to be entitled to in exchange for those goods or services.

Revenue towards satisfaction of a performance obligation is measured at the amount of transaction price (net of variable consideration) allocated to that performance obligation. This variable consideration is estimated based on the expected value of outflow. Revenue (net of variable consideration) is recognized only to the extent that it is highly probable that the amount will not be subject to significant reversal when uncertainty relating to its recognition is resolved.

2.2.1 Interest Income:

For all debt instruments measured either at amortised cost or at fair value through other comprehensive income [OCI], interest income is recorded using the effective interest rate [EIR]. EIR is the rate that exactly discounts the estimated future cash payments or receipts over the expected life of the financial instrument or a shorter period, where appropriate, to the gross carrying amount of the financial asset or to the amortised cost of a financial liability. When calculating the effective interest rate, the Company estimates the expected cash flows by considering all the contractual terms of the financial instrument [for example, prepayment, extension, call and similar options] but does not consider the expected credit losses.

2.2.2 Other Income:

Other income is recognised when no significant uncertainty as to its determination or realisation exists.

2.3 Borrowing Costs

Borrowings are initially recognised at fair value, net of transaction costs incurred. Borrowing are subsequently measured at amortised cost. Any difference between the proceeds (net of transaction costs) and the redemption amount is recognised in the Statement of Profit and Loss over the period of the borrowings using the effective interest method.

General and specific borrowing costs that are directly attributable to the acquisition, construction or production of a qualifying assets are capitalised during the period of time that is required to complete and prepare the asset for its intended use or sale. Qualifying assets are assets that necessarily take a substantial period of time to get ready for their intended use or sale.

Other borrowing costs are expensed in the period in which they are incurred.

2.4 Other Intangible Assets

Intangible assets acquired separately are measured on initial recognition at cost. The cost of intangible assets acquired in a business combination is their fair value at the date of acquisition. Following initial recognition, intangible assets are carried at cost less any accumulated amortisation and accumulated impairment losses.

All finite-lived intangible assets, including capitalised internally developed software, are accounted for using the cost model whereby capitalised costs are amortised on a straight-line basis over their estimated useful lives. Residual values and useful lives are reviewed at each reporting date. In addition, they are subject to impairment testing as described in Note 2.7. The following useful lives are applied:

- Software: 3-5 years

Amortisation has been included within depreciation, amortisation and impairment of nonfinancial assets.

Subsequent expenditures on the maintenance of computer software is expensed as incurred.

When an intangible asset is disposed of, the gain or loss on disposal is determined as the difference between the proceeds and the carrying amount of the asset, and is recognised in profit or loss within other income or other expenses.

2.5 Property, plant and equipment

Property, plant and equipment (comprising fittings and furniture) are initially recognised at acquisition cost or manufacturing cost, including any costs directly attributable to bringing the assets to the location and condition necessary for them to be capable of operating in the manner intended by the Company's management.

Property, plant and equipment are subsequently measured at cost less accumulated depreciation and impairment losses.

Depreciation is recognised on a straight-line basis to write down the cost less estimated residual value of Property, plant and equipment. The following useful lives are applied:

- Buildings : 3-60 years
- Plant and Equipment : 8-15 years
- Furniture and Fixtures : 8-10 years
- Vehicles : 6-10 years
- Office Equipment : 5 years
- Computers : 3-6 years


Material residual value estimates and estimates of useful life are updated as required, but at least annually.

Gains or losses arising on the disposal of Property, plant and equipment are determined as the difference between the disposal proceeds and the carrying amount of the assets and are recognised in profit or loss within other income or other expenses.

2.6 Leased Assets**2.6.1 Finance leases**

Management applies judgment in considering the substance of a lease agreement and whether it transfers substantially all the risks and rewards incidental to ownership of the leased asset. Key factors considered include the length of the lease term in relation to the economic life of the asset, the present value of the minimum lease payments in relation to the asset's fair value, and whether the Company obtains ownership of the asset at the end of the lease term.

For leases of land and buildings, the minimum lease payments are first allocated to each component based on the relative fair values of the respective lease interests. Each component is then evaluated separately for possible treatment as a finance lease, taking into consideration the fact that land normally has an indefinite economic life.



A2Z POWERCOM LIMITED

Summary of Significant accounting policies of the financial statements for the year ended March 31, 2019

See Note 2.5 for the depreciation methods and useful lives for assets held under finance leases.

The interest element of lease payments is charged to profit or loss, as finance costs over the period of the lease.

2.6.2 Operating leases

All other leases are treated as operating leases. Where the Company is a lessee, payments on operating lease agreements are recognised as an expense on a straight-line basis over the lease term. Associated costs, such as maintenance and insurance, are expensed as incurred.

2.7 Impairment testing of goodwill, other intangible assets and property, plant and equipment

For impairment assessment purposes, assets are grouped at the lowest levels for which there are largely independent cash inflows (cash-generating units). As a result, some assets are tested individually for impairment and some are tested at cash-generating unit level. Goodwill is allocated to those cash-generating units that are expected to benefit from synergies of a related business combination and represent the lowest level within the Company at which management monitors goodwill.

Cash-generating units to which goodwill has been allocated (determined by the Company's management as equivalent to its operating segments) are tested for impairment at least annually. All other individual assets or cash-generating units are tested for impairment whenever events or changes in circumstances indicate that the carrying amount may not be recoverable.

An impairment loss is recognised for the amount by which the asset's (or cash-generating unit's) carrying amount exceeds its recoverable amount, which is the higher of fair value less costs of disposal and value-in-use. To determine the value-in-use, management estimates expected future cash flows from each cash-generating unit and determines a suitable discount rate in order to calculate the present value of those cash flows. The data used for impairment testing procedures are directly linked to the Company's latest approved budget, adjusted as necessary to exclude the effects of future reorganisations and asset enhancements. Discount factors are determined individually for each cash-generating unit and reflect current market assessments of the time value of money and asset-specific risk factors.

Impairment losses for cash-generating units reduce first the carrying amount of any goodwill allocated to that cash-generating unit. Any remaining impairment loss is charged pro rata to the other assets in the cash-generating unit. With the exception of goodwill, all assets are subsequently reassessed for indications that an impairment loss previously recognised may no longer exist. An impairment loss is reversed if the asset's or cash-generating unit's recoverable amount exceeds its carrying amount.

2.8 Financial Instruments

A financial instrument is any contract that gives rise to a financial asset of one entity and a financial liability or equity instrument of another entity.

2.8.1 Initial recognition and measurement of financial instruments:

All financial assets are recognised initially at fair value plus, in the case of financial assets not recorded at fair value through profit or loss, transaction costs that are attributable to the acquisition of the financial asset. The company currently have security deposits, investment in preference shares of subsidiary companies, trade receivables, loans etc.

Financial assets are derecognised when the contractual rights to the cash flows from the financial asset expire, or when the financial asset and subsequently all the risks and rewards are transferred. A financial liability is derecognised when it is extinguished, discharged, cancelled or expires.

2.8.2 Classification and Subsequent measurement of financial assets:

Financial assets are classified as subsequently measured at amortised cost, fair value through other comprehensive income (FVOCI) or fair value through profit or loss (FVTPL).

A financial asset is measured at amortised cost if it meets both of the following conditions and is not designated as at FVTPL:

- a) the asset is held within a business model whose objective is to hold assets to collect contractual cash flows; and
- b) the contractual terms of the financial asset give rise on specified dates to cash flows that are solely payments of principal and interest on the principal amount outstanding.

A financial asset is measured at fair value through other comprehensive income if both of the following conditions are met and it is not designated as at FVTPL:

- a) the financial asset is held within a business model whose objective is achieved by both collecting contractual cash flows and selling financial assets and
- b) the contractual terms of the financial asset give rise on specified dates to cash flows that are solely payments of principal and interest on the principal amount outstanding.

All other financial assets are classified as measured at FVTPL. The Bank may designate a financial asset that otherwise meets the requirements to be measured at amortised cost or at FVOCI as at FVTPL if doing so eliminates or significantly reduces an accounting mismatch that would otherwise arise. The Bank has not applied fair value designation option for any financial assets.

2.8.3 Impairment of financial assets:

In accordance with Ind AS 109, the Company applies expected credit loss (ECL) model for measurement and recognition of impairment loss on the following financial assets and credit risk exposure:

- a. Financial assets that are debt instruments, and are measured at amortised cost e.g. security deposits
- b. Financial assets that are available for sale.
- c. Trade receivables or any contractual right to receive cash or another financial asset

The Company follows 'simplified approach' for recognition of impairment loss allowance on Point c provided above.

The application of simplified approach require the company to recognise the impairment loss allowance based on lifetime ECLs at each reporting date, right from its initial recognition. For recognition of impairment loss on other financial assets and risk exposure, the Company determines that whether there has been a significant increase in the credit risk since initial recognition. If credit risk has not increased significantly, 12-month ECL is used to provide for impairment loss. However, if credit risk has increased significantly, lifetime ECL is used. If, in a subsequent period, credit quality of the instrument improves such that there is no longer a significant increase in credit risk since initial recognition, then the Lifetime ECL are the expected credit losses resulting from all possible default events over the expected life of a financial instrument.

The 12-month ECL is a portion of the lifetime ECL which results from default events that are possible within 12 months after the reporting date.

ECL is the difference between all contractual cash flows that are due to the Company in accordance with the contract and all the cash flows that the entity expects to receive [i.e., all cash shortfalls], discounted at the original EIR. ECL impairment loss allowance [or reversal] recognized during the period is recognized as income/ expense in the Statement of Profit and Loss under the head 'other expenses'. The balance sheet presentation for various financial instruments is described below:


Financial assets measured as at amortised cost, contractual revenue receivables and lease receivables: ECL is presented as an allowance reducing the net carrying amount. Until the asset meets write-off criteria, the Company does not reduce impairment allowance from the gross carrying amount.

For assessing increase in credit risk and impairment loss, the Company combines financial instruments on the basis of shared credit risk characteristics.

2.8.4 Classification and subsequent measurement of financial liabilities:

The measurement of financial liabilities depends on their classification, as described below:

Financial liabilities at fair value through profit or loss:



Financial liabilities at fair value through profit or loss include financial liabilities held for trading and financial liabilities designated upon initial recognition as at fair value through profit or loss. This category also includes derivative financial instruments entered into by the Company that are not designated as hedging instruments in hedge relationships as defined by Ind AS 109. Separated embedded derivatives are also classified as held for trading unless they are designated as effective hedging instruments. Gains or losses on liabilities held for trading are recognised in the profit or loss. Financial liabilities designated upon initial recognition at fair value through profit or loss are designated as such at the initial date of recognition, and only if the criteria in Ind AS 109 are satisfied for liabilities designated as FVTPL, fair value gains/ losses attributable to changes in own credit risk are recognised in OCI. These gains/ loss are not subsequently transferred to the Statement of Profit and Loss. However, the Company may transfer the cumulative gain or loss within equity. All other changes in fair value of such liability are recognised in the statement of profit or loss. The Company has not designated any financial liability as at fair value through Statement of Profit and Loss.

Loans and borrowings:

After initial recognition, interest-bearing loans and borrowings are subsequently measured at amortised cost using the EIR method. Gains and losses are recognised in profit or loss when the liabilities are derecognised as well as through the EIR amortisation process. Amortised cost is calculated by taking into account any discount or premium on acquisition and fees or costs that are an integral part of the EIR. The EIR amortisation is included as finance costs in the Statement of Profit and Loss.

2.8.5 Reclassification of financial instruments:

The Company determines classification of financial assets and liabilities on initial recognition. After initial recognition, no reclassification is made for financial assets which are equity instruments and financial liabilities. For financial assets which are debt instruments, a reclassification is made only if there is a change in the business model for managing those assets. Changes to the business model are expected to be infrequent. The Company's senior management determines change in the business model as a result of external or internal changes which are significant to the Company's operations. Such changes are evident to external parties. A change in the business model occurs when the Company either begins or ceases to perform an activity that is significant to its operations. If the Company reclassifies financial assets, it applies the reclassification prospectively from the reclassification date which is the first day of the immediately next reporting period following the change in business model. The Company does not restate any previously recognised gains, losses [including impairment gains or losses] or interest. The Company did not reclassify any financial assets in the current period.

2.8.6 Offsetting of financial instruments:

Financial assets and financial liabilities are offset and the net amount is reported in the balance sheet if there is a currently enforceable legal right to offset the recognised amounts and there is an intention to settle on a net basis, to realise the assets and settle the liabilities simultaneously.

2.9 Inventories

Inventories are valued at the lower of cost and net realisable value.

Costs incurred in bringing each product to its present location and condition are accounted for as follows:

- Raw Materials, Packing Material and Stores & Spare Parts: Cost includes cost of purchase and other costs incurred in bringing the inventories to their present location and condition. Cost is determined on first-in-first-out basis.
- Finished Goods and Work-in-Progress: Cost includes cost of direct materials, labour and a proportion of manufacturing overheads based on the normal operating capacity, but excluding borrowing costs. Cost is determined on first-in-first-out basis.
- Stock-in-Trade: Cost includes cost of purchase and other costs incurred in bringing the inventories to their present location and condition. Cost is determined on first-in-first-out basis.

Net realisable value is the estimated selling price in the ordinary course of business, less estimated costs of completion and the estimated costs necessary to make the sale.

2.10 Income Taxes

Tax expense recognised in profit or loss comprises the sum of deferred tax and current tax not recognised in other comprehensive income or directly in equity.

Calculation of current tax is based on tax rates and tax laws that have been enacted or substantively enacted by the end of the reporting period. Deferred income taxes are calculated using the liability method.

Deferred tax assets are recognised to the extent that it is probable that the underlying tax loss or deductible temporary difference will be utilised against future taxable income. This is assessed based on the Company's forecast of future operating results, adjusted for significant non-taxable income and expenses and specific limits on the use of any unused tax loss or credit.

2.11 Cash and Cash Equivalents

Cash and cash equivalents comprise cash on hand and demand deposits, together with other short-term, highly liquid investments maturing within 90 days from the date of acquisition that are readily convertible into known amounts of cash and which are subject to an insignificant risk of changes in value.

2.12 Equity, reserves and dividend payments

Share capital represents the nominal (par) value of shares that have been issued.

Share premium includes any premiums received on issue of share capital. Any transaction costs associated with the issuing of shares are deducted from share premium, net of any related income tax benefits.

Other components of equity include the following:

- Remeasurement of net defined benefit liability - Comprises the actuarial losses from changes in demographic and financial assumptions and the return on plan assets.
- Retained earnings includes all current and prior period retained profits and share-based employee remuneration. All transactions with owners of the parent are recorded separately within equity. Dividend distributions payable to equity shareholders are included in other liabilities when the dividends have been approved in a general meeting prior to the reporting date.

2.13 Post-employment benefits and short-term employee benefits

Post-employment benefit plans

The Company provides post-employment benefits through various defined contribution and defined benefit plans.


Defined Contribution Plans:

Retirement benefits in the form of provident fund and employee state insurance are defined contribution schemes and the contributions are charged to the Statement of Profit and Loss of the year when the contributions to the respective funds are due.

Defined Benefit Plans:

Gratuity liability is defined benefit obligation and is provided for on the basis of an actuarial valuation on projected unit credit method made at the end of each financial year. Every employee who has completed five years or more of service gets a gratuity on departure at 15 days salary (last drawn salary) for each completed year of service.

Re-measurements, comprising of actuarial gains and losses, the effect of the asset ceiling, excluding amounts included in net interest on the net defined benefit liability and the return on plan assets, are recognised immediately in the Balance Sheet with a corresponding debit or credit to Retained Earnings through OCI in the period in which they occur. Re-measurements are not reclassified to profit or loss in subsequent periods.



Leave Liability:

The employees of the Company are entitled to leave as per the leave policy of the Company. The Company treats accumulated leave expected to be carried forward beyond twelve months, as long term employee benefit for measurement purposes. Such long term compensated absences are provided for based on actuarial valuation using the projected unit credit method at the year end. Actuarial gains/losses should be recognized in Statement of Profit and Loss.

Short-term employee benefits

Short-term employee benefits, including holiday entitlement, are current liabilities included in pension and other employee obligations, measured at the undiscounted amount that the Company expects to pay as a result of the unused entitlement.

2.14 Provisions, contingent assets and contingent liabilities

Provisions for product warranties, legal disputes, onerous contracts or other claims are recognised when the Company has a present legal or constructive obligation as a result of a past event, it is probable that an outflow of economic resources will be required from the Company and amounts can be estimated reliably. Timing or amount of the outflow may still be uncertain.

Provisions are measured at the estimated expenditure required to settle the present obligation, based on the most reliable evidence available at the reporting date, including the risks and uncertainties associated with the present obligation. Where there are a number of similar obligations, the likelihood that an outflow will be required in settlement is determined by considering the class of obligations as a whole. Provisions are discounted to their present values, where the time value of money is material.

Any reimbursement that the Company is virtually certain to collect from a third party with respect to the obligation is recognised as a separate asset. However, this asset may not exceed the amount of the related provision.

No liability is recognised if an outflow of economic resources as a result of present obligations is not probable. Such situations are disclosed as contingent liabilities unless the outflow of resources is remote.

If the effect of the time value of money is material, provisions are discounted using a current pre-tax rate which reflects the current market assessment of time value of money. Government bond rate can be used as discount rate, as it is a riskfree pre-tax rate reflecting the time value of money. For this purpose, the discount rate should also be reassessed at the end of each reporting period, including the interim reporting date, if any.

2.15 Standards, not yet effective and have not been adopted early by the Company

On 30th March 2019, the Ministry of Corporate Affairs (MCA) has notified Ind AS 116 Leases, under Companies (Indian Accounting Standards) Amendment Rules, 2019 which is applicable with effect from 1st April, 2019. Ind AS 116 sets out the principles for the recognition, measurement, presentation and disclosure of leases for both parties to a contract i.e., the lessee and the lessor. Ind AS 116 introduces a single lease accounting model for lessee and requires the lessee to recognize right of use assets and lease liabilities for all leases with a term of more than twelve months, unless the underlying asset is low value in nature. Currently, operating lease expenses are charged to the statement of profit and loss. Ind AS 116 substantially carries forward the lessor accounting requirements in Ind AS 17.

As per Ind AS 116, the lessee needs to recognise depreciation on rights of use assets and finance costs on lease liabilities in the statement of profit and loss. The lease payments made by the lessee under the lease arrangement will be adjusted against the lease liabilities.

The Company is currently evaluating the impact on account of implementation of Ind AS 116 which might have significant impact on key profit & loss and balance sheet ratio i.e. Earnings before interest, tax, depreciation and amortisation (EBITDA), Asset coverage, debt equity, interest coverage, etc.

2.16 Significant management judgement in applying accounting policies and estimation uncertainty

Recognition of service and construction contract revenues :

Determining when to recognise revenues from after-sales services requires an understanding of both the nature and timing of the services provided and the customers' pattern of consumption of those services, based on historical experience and knowledge of the market.

Recognition of deferred tax assets :

The extent to which deferred tax assets can be recognised is based on an assessment of the probability that future taxable income will be available against which the deductible temporary differences and tax loss carry-forwards can be utilised. In addition, significant judgement is required in assessing the impact of any legal or economic limits or uncertainties in various tax jurisdictions.

2.17 Estimation Uncertainty

Information about estimates and assumptions that have the most significant effect on recognition and measurement of assets, liabilities, income and expenses is provided below. Actual results may be substantially different.

Impairment of non-financial assets and goodwill

In assessing impairment, management estimates the recoverable amount of each asset or cash generating units based on expected future cash flows and uses an interest rate to discount them. Estimation uncertainty relates to assumptions about future operating results and the determination of a suitable discount rate.

Useful lives of depreciable assets

Management reviews its estimate of the useful lives of depreciable assets at each reporting date, based on the expected utility of the assets. Uncertainties in these estimates relate to technological obsolescence that may change the utility of certain software and IT equipment.

Inventories

Management estimates the net realisable values of inventories, taking into account the most reliable evidence available at each reporting date. The future realisation of these inventories may be affected by future technology or other market-driven changes that may reduce future selling prices.

Defined benefit obligation (DBO)

Management's estimate of the DBO is based on a number of critical underlying assumptions such as standard rates of inflation, mortality, discount rate and anticipation of future salary increases. Variation in these assumptions may significantly impact the DBO amount and the annual defined benefit expenses.

Fair value measurement

Management uses valuation techniques to determine the fair value of financial instruments (where active market quotes are not available) and non-financial assets. This involves developing estimates and assumptions consistent with how market participants would price the instrument. Management bases its assumptions on observable data as far as possible but this is not always available. In that case management uses the best information available. Estimated fair values may vary from the actual prices that would be achieved in an arm's length transaction at the reporting date



A2Z POWERCOM LIMITED

Notes forming part of the financial statements for the year ended March 31, 2019
(Unless otherwise stated, all amounts are in INR Lacs)

Note 3: Property, plant and equipment

	Plant and Equipment	Furniture and Fixtures	Office Equipment	Vehicles	Computers	Total
Gross Carrying Amount:						
Balance as at April 1, 2018	105.03	9.49	20.03	40.15	48.49	223.20
Additions	-	-	1.05	-	-	1.05
Disposals	1.05	-	-	-	-	1.05
Other adjustments	-	-	-	-	-	-
Balance as at March 31, 2019	103.98	9.49	21.08	40.15	48.49	223.20
Accumulated Depreciation:						
Balance as at April 1, 2018	42.78	7.61	19.27	34.42	48.59	152.67
Depreciation for the year	7.45	0.57	0.35	5.73	(0.10)	14.00
Impairment for the year	-	-	-	-	-	-
Disposals	-	-	-	-	-	-
Balance as at March 31, 2019	50.24	8.17	19.62	40.15	48.49	166.67
Net Carrying Amount:						
Balance as at March 31, 2019	53.74	1.32	1.46	-	-	56.53
Gross Carrying Amount:						
Balance as at April 1, 2017	105.03	9.49	20.03	40.15	48.49	223.20
Additions	-	-	-	-	-	-
Disposals	-	-	-	-	-	-
Other adjustments	-	-	-	-	-	-
Balance as at March 31, 2018	105.03	9.49	20.03	40.15	48.49	223.20
Accumulated Depreciation:						
Balance as at April 1, 2017	35.36	7.07	18.96	28.70	48.10	138.19
Depreciation for the year	7.42	0.54	0.31	5.73	0.49	14.49
other adjustment	-	-	-	-	-	-
Disposals	-	-	-	-	-	-
Balance as at March 31, 2018	42.78	7.61	19.27	34.42	48.59	152.67
Net Carrying Amount:						
Balance as at March 31, 2018	62.25	1.88	0.77	5.73	(0.10)	70.52



A2Z POWERCOM LIMITED

Notes forming part of the financial statements for the year ended March 31, 2019

(Unless otherwise stated, all amounts are in INR Lacs)

Note 4: Intangible Assets

	(Amount in Lacs)
Gross Carrying Amount:	
Balance as at April 1, 2018	25.27
Additions	-
Disposals	-
Other adjustments	-
Balance as at March 31, 2019	25.27
Accumulated Depreciation:	
Balance as at April 1, 2018	20.85
Depreciation for the year	4.43
Impairment for the year	-
Disposals	-
Balance as at March 31, 2019	25.27
Net Carrying Amount:	
Balance as at March 31, 2019	-
Gross Carrying Amount:	
Balance as at April 1, 2017	25.27
Additions	-
Disposals	-
Other adjustments	-
Balance as at March 31, 2018	25.27
Accumulated Depreciation:	
Balance as at April 1, 2017	19.37
Depreciation for the year	1.48
other adjustment	-
Disposals	-
Balance as at March 31, 2018	20.85
Net Carrying Amount:	
Balance as at March 31, 2018	4.43

[Handwritten Signature]



[Handwritten Signature]



A2Z POWERCOM LIMITED

Notes forming part of the financial statements for the year ended March 31, 2019

(Unless otherwise stated, all amounts are in INR Lacs)

	As at March 31, 2019	As at March 31, 2018
5 Deferred tax assets (net)		
Deferred tax liabilities		
Depreciation	(1.51)	0.38
	(1.51)	0.38
Deferred tax assets		
Unabsorbed business loss and depreciation	(0.00)	21.56
Provision for employee benefit	-	2.00
	(0.00)	23.56
	1.51	23.18
6 Non Current tax assets (net)		
TDS Receivable	199.25	122.21
	199.25	122.21
7 Other non-current assets		
Capital advances	-	1,310.68
	-	1,310.68
8 Inventories (lower of cost or net realizable value)		
Project stores and spares	-	45.20
	-	45.20
9 Trade receivables (unsecured)		
From other than related parties		
Considered good	154.84	1.11
From related parties		
Considered good	12.20	12.20
	167.04	13.31
10 Cash and cash equivalents		
Balances with banks - in current accounts	3.20	6.39
Balances with Banks in deposits account having maturity less than three months	2.00	73.04
Cash on hand	0.01	0.10
	5.21	79.53
11 Short-term Loans		
Advances and loans to group companies	225.65	358.99
Receivable from Holding Company	-	5.36
Interest accrued and due on loan given for Group Company	124.42	94.97
	350.07	459.32
12 Other financial assets		
Considered good	190.75	1,305.55
Interest accrued on fixed deposits	-	9.77
	190.75	1,315.32
13 Other current assets		
Advance to suppliers	150.16	-
Balances with government authorities - GST credit receivable	2.04	-
Balances with government authorities - Service tax credit receivable	0.02	0.02
Balances with government authorities - WCT/VAT credit receivable	44.97	44.97
	197.19	44.99
14 Asset Held For Sale		
Asset held For sale	-	1,387.49
	-	1,387.49



A2Z POWERCOM LIMITED

Notes forming part of the financial statements for the year ended March 31, 2019

(Unless otherwise stated, all amounts are in INR Laacs)

Note 15: Share capital

	As at March 31, 2019		As at March 31, 2018	
	Number of shares	Amount	Number of shares	Amount
Authorised				
Equity shares of Rs 10 each	20,00,000	200.00	20,00,000	200.00
	20,00,000	200.00	20,00,000	200.00
Issued, subscribed and fully paid up				
Equity shares of Rs 10 each	1,25,000	12.50	1,25,000	12.50
	1,25,000	12.50	1,25,000	12.50

* Preference shares have been shown under equity and debt as per amortised cost.

Note 15.1: Reconciliation of share capital (Equity)

	As at March 31, 2019		As at March 31, 2018	
	Number of shares	Amount	Number of shares	Amount
Equity shares of Rs 10 each fully paid up				
Opening balance	1,25,000	12.50	1,25,000	12.50
Add: Fresh issue	-	-	-	-
Closing balance	1,25,000	12.50	1,25,000	12.50

Note 15.2: Terms and rights attached to equity shares

The Company has only one class of equity shares having par value of Rs. 10 per share. Each holder of equity share is entitled to one vote per share and also are entitled to receive dividend after preference shares. The Company declares and pays dividend in Indian Rupees. In the events of liquidation of the Company, the holder of equity share will be entitled to receive remaining assets of the Company, after distribution of all preferential amounts. The distribution will be in proportion to the number of equity shares held by the shareholders.

Note 15.3: Detail of shares held by A2Z Infra Engineering Limited, the holding Company

	As at March 31, 2019		As at March 31, 2018	
	Number of shares	Amount	Number of shares	Amount
Equity shares of Rs 10 each fully paid up				
Opening balance	1,25,000	12.50	1,25,000	12.50
Add: Fresh issue	-	-	-	-
Closing balance	1,25,000	12.50	1,25,000	12.50

Note 15.4: Details of shares held by each shareholder holding more than 5% shares:

	As at March 31, 2019		As at March 31, 2018	
	Number of shares held	% of holding	Number of shares held	% of holding
Equity shares of Rs 10 each fully paid up				
A2Z Infra Engineering Limited	1,25,000	100%	1,25,000	100%




A2Z POWERCOM LIMITED

Notes forming part of the financial statements for the year ended March 31, 2019
(Unless otherwise stated, all amounts are in INR Lacs)

16 Other Equity
A. ESOP reserve
Opening balance

Add: ESOP expense

Closing balance
B. Retained earning
Opening balance

Add: Transfer from statement of profit and loss

Add: Actuarial gain/loss

Closing balance
Total Reserves

	As at March 31, 2019	As at March 31, 2018
	42.57	38.00
	0.78	4.57
	43.35	42.57
	122.02	163.09
	(67.06)	(44.95)
	0.65	3.88
	55.61	122.02
	98.96	164.59

17 Borrowings
Secured

Cash credit facilities

Other Borrowings from Bank

	-	1,393.96
	-	92.96
	-	1,486.92

The cash credit facility of INR Nil (March 31, 2018 INR 1393.96 lacs) was secured against :

1) Second charge on the following immovable properties owned by A2Z Infra Engineering Limited: (a) Unit No. 701, 7th Floor, Medicity Support Area. Next to Medanta, Sector 38, Gurgaon, Haryana (b) Unit No. 801, 8th Floor, Medicity Support Area. Next to Medanta, Sector 38, Gurgaon, Haryana

2) First pari-passu charge on current assets including cash flows, receivables from Sterlite Technologies Limited (STL), fixed deposits, stocks, work in progress etc.

3) Personal guarantee of Mr. Amit Mittal

4) Corporate guarantee of A2Z Infra Engineering Ltd.

5) Pledge of 1,144,790 shares (being 30% of holding) of A2Z Infrservices Ltd. held by A2Z Infra Engineering Ltd

6) Second pari passu charge on entire movable fixed assets of A2Z Infrastructure Ltd

7) Second pari passu charge on entire movable fixed assets of Nanded and Ahmedabad projects of A2Z Infrastructure Ltd.

8) Exclusive Charge on fixed assets of A2Z Powercom Ltd.

The carrying amount of working capital term loan, Cash credit facilities and Buyers credit facilities are considered to be same as their fairvalue due to their short term nature.

Non-current Liabilities
18 Long-term provisions

Provision for gratuity

	-	1.51
	-	1.51

19 Trade payables

Other than acceptances: total outstanding dues of micro and small enterprises*

Other than acceptances: total outstanding dues of creditors other than micro and small enterprises

	11.78	-
	275.63	1,667.50
	287.41	1,667.50

Total

[1] Details of dues to micro and small enterprises as per MSMED Act, 2006 the principal amount and the interest due thereon remaining unpaid to any supplier as at the end of each accounting year

- principal amount

- interest amount

11.78	-
-------	---

The amount of interest paid by the buyer in terms of section 16, of the Micro Small and Medium Enterprise Development Act, 2006 along with the amounts of the payment made to the supplier beyond the appointed day during each accounting year.

The amount of interest due and payable for the period of delay in making payment (which have been paid but beyond the appointed day during the year) but without adding the interest specified under Micro Small and Medium Enterprise Development Act, 2006.

The amount of interest accrued and remaining unpaid at the end of each accounting year; and

The amount of further interest remaining due and payable even in the succeeding years, until such date when the interest dues as above are actually paid to the small enterprise for the purpose of disallowance as a deductible expenditure under section 23 of the Micro Small and Medium Enterprise Development Act, 2006

All the trade payables are short term. The carrying value of trade payables are considered to be the reasonable approximation of fair value.

20 Other financial liabilities

Security deposits received

Interest accrued and due from group company

10.00	10.00
0.31	0.31
10.31	10.31

21 Other current liabilities

Advance purchase consideration against sale of fixed assets

Advance from customers

Statutory dues payable

700.54	1,005.64
56.96	526.98
757.50	1,532.62

22 Short-term provisions

Provision for employee benefits - Gratuity

Provision for employee benefits - Compensated absences benefit

0.87	0.01
-	0.21
0.87	0.22



A2Z POWERCOM LIMITED

Notes forming part of the financial statements for the year ended March 31, 2019
(Unless otherwise stated, all amounts are in INR Lacs)

	For the year ended March 31, 2019	For the year ended March 31, 2018
23 Revenue from operations		
Revenue from construction contract	1,433.55	1,622.38
Total revenue from operations	1,433.55	1,622.38
24 Other income		
Interest income:		
- on fixed deposits	4.09	5.84
- on loan given to subsidiaries	40.40	44.98
Liability written back	61.21	-
	105.70	50.82
25 Cost of material consumed		
Opening Stock	45.20	-
Material consumed	-	2.17
Sub contractor / erection expenses	1,065.91	1,166.32
Labour charges	-	18.20
Site expenditure	3.00	10.46
Other direct cost	21.49	21.48
	1,135.60	1,218.63
26 Employee Benefits Expense		
Salaries and bonus including directors' remuneration	21.20	152.23
Contribution to provident and other funds	0.22	(0.22)
Gratuity expense	-	0.91
Compensated absences benefits	(0.21)	(1.46)
ESOP expense	0.78	4.57
Staff welfare expenses	0.05	0.43
	22.04	156.46

Employee benefits
Defined Contribution Plan

The Company's contribution towards the defined contribution plan

The Company makes Provident Fund contributions to defined contribution retirement benefit plans for qualifying employees, as specified under the law. The contributions are paid to the Provident Fund Trust set up by the Company or to the respective Regional Provident Fund Commissioner under the Pension Scheme. The Company is generally liable for annual contribution and any shortfall in the trust fund assets based on the government specified minimum rate of return and recognises such contribution and shortfall, if any, as an expense in the year it is incurred.

The Company has also certain defined contribution plans. The contributions are made to provident fund in India for employees at the rate of 12% of the basis salary as per regulations. The contribution are made to registered provident fund administered by the government. The obligation of the Company is limited to the amount contributed and it has no further contractual nor any constructive obligation the expense recognised during the period towards the defined contribution plan is Rs. 0.22 lacs (Previous year : Rs. (0.22) lacs)

Gratuity

The Company provides for the gratuity for employees in India as per the Payment of Gratuity Act, 1972. Employees who are in continuous service of five years are eligible to gratuity. The amount of gratuity payable on retirement/termination is the employees last drawn basic salary per month computed proportionately for 15 days salary multiplied for the number of years of service. The gratuity plan is funded plan and the Company makes contributions to recognised funds in India. The Company does not fully fund the liability and maintains the target level of funding to be maintained over the period of time based on estimates of expected gratuity payments.

A reconciliation of the Company's defined benefit obligation (DBO) and plan assets to the amounts presented in the statement of financial position for each of the reporting periods is presented below:

Assets and Liability (Balance Sheet Position)		
Particulars	As on	
	31-Mar-19	31-Mar-18
Present Value of Obligation	-	1.52
Fair Value of Plan Assets	-	-
Surplus / (Deficit)	-	(1.52)
Effects of Asset Ceiling, if any	-	-
Net Asset / (Liability)	-	(1.52)
Expenses Recognized during the period		
Particulars	For the period ending	
	31-Mar-19	31-Mar-18
In Income Statement	-	0.91
In Other Comprehensive Income	(0.65)	(3.87)
Total Expenses Recognized during the period	(0.65)	(2.96)

Defined benefit obligation

The details of the Company's DBO are as follows:

Changes in the Present Value of Obligation		
Particulars	For the period ending	
	31-Mar-19	31-Mar-18
Present Value of Obligation as at the beginning	1.52	4.48
Current Service Cost	-	0.58
Interest Expense or Cost	-	0.33
Re-measurement (or Actuarial) (gain) / loss arising from:		
- change in demographic assumptions	-	-
- change in financial assumptions	-	-
- experience variance (i.e. Actual experience vs assumptions)	(1.52)	(0.05)
- others	-	(3.82)
Benefits Paid	-	-
Present Value of Obligation as at the end	0.00	1.52

A2Z POWERCOM LIMITED

Notes forming part of the financial statements for the year ended March 31, 2019
(Unless otherwise stated, all amounts are in INR Laacs)

Bifurcation of Net Liability

Particulars	As on	
	31-Mar-19	31-Mar-18
Current Liability (Short term)	-	0.01
Non-Current Liability (Long term)	-	1.51
Net Liability	-	1.52

Expenses Recognised in the Income Statement

Particulars	For the period ending	
	31-Mar-19	31-Mar-18
Current Service Cost	-	0.58
Past Service Cost	-	-
Loss / (Gain) on settlement	-	-
Net Interest Cost / (Income) on the Net Defined Benefit Liability / (Asset)	-	0.33
Expenses Recognised in the Income Statement	-	0.91

The current service cost and the past service cost are included in employee benefits expense. The net interest expense is included in finance costs.

Other Comprehensive Income

Particulars	For the period ending	
	31-Mar-19	31-Mar-18
Actuarial (gains) / losses	-	-
- change in demographic assumptions	-	-
- change in financial assumptions	-	(0.05)
- experience variance (i.e. Actual experience vs assumptions)	(0.65)	(3.82)
- others	-	-
Return on plan assets, excluding amount recognised in net interest expense	-	-
Re-measurement (or Actuarial) (gain)/loss arising because of change in effect of asset ceiling	-	-
Components of defined benefit costs recognised in other comprehensive income	(0.65)	(3.87)

Financial Assumptions

The principal financial assumptions used in the valuation are shown in the table below:

Particulars	As on	
	31-Mar-19	31-Mar-18
Discount rate (per annum)	7.70%	7.70%
Salary growth rate (per annum)	5.00%	5.00%

Demographic Assumptions

Particulars	As on	
	31-Mar-19	31-Mar-18
Mortality Rate (% of IAIM 06-08)	100.00%	100.00%
Attrition/Withdrawal rates (per annum)	2.00%	2.00%

These assumptions were developed by management with the assistance of independent actuaries. Discount factors are determined close to each year-end by reference to market yields of high quality corporate bonds that are denominated in the currency in which the benefits will be paid and that have terms to maturity approximating to the terms of the related pension obligation. Other assumptions are based on current actuarial benchmarks and management's historical experience.

Sensitivity Analysis

Significant actuarial assumptions for the determination of the defined benefit obligation are discount rate, expected salary increase and mortality. The sensitivity analysis below have been

Particulars	31-Mar-19	31-Mar-18
	-	1.52

Particulars	31-Mar-19		31-Mar-18	
	Decrease	Increase	Decrease	Increase
Discount Rate (- / + 1%)	-	-	1.71	1.35
(% change compared to base due to sensitivity)	0.00%	0.00%	12.70%	-10.90%
Salary Growth Rate (- / + 1%)	-	-	1.35	1.72
(% change compared to base due to sensitivity)	0.00%	0.00%	-11.30%	12.90%
Attrition Rate (- / + 50%)	-	-	1.53	1.51
(% change compared to base due to sensitivity)	0.00%	0.00%	-0.40%	0.06%
Mortality Rate (- / + 10%)	-	-	1.52	1.52
(% change compared to base due to sensitivity)	0.00%	0.00%	-0.10%	0.10%

Please note that the sensitivity analysis presented above may not be representative of the actual change in the defined benefit obligation as it is unlikely that the change in assumptions would occur in isolation of one another as some of the assumptions may be correlated.

There is no change in the method of valuation for the prior period. For change in assumptions please refer to section 5 above, where assumptions for prior period, if applicable, are given.

Maturity Analysis

There is no change in the method of valuation for the prior period. For change in assumptions please refer to section 5 above, where assumptions for prior period, if applicable, are given.

	1 year	2 to 5 years	6 to 10 years	More than 10 years	Total
31 March 2019.					
Defined Benefit Obligation (pension and gratuity)	-	-	-	-	-
Post - employment medical benefits	-	-	-	-	-
Total	-	-	-	-	-
31 March 2018.					
Defined Benefit Obligation (pension and gratuity)	0.01	0.18	2.82	-	3.00
Post - employment medical benefits	-	-	-	-	-
Total	0.01	0.18	2.82	-	3.00

A2Z POWERCOM LIMITED

Notes forming part of the financial statements for the year ended March 31, 2019
(Unless otherwise stated, all amounts are in INR Lacs)

27 Finance costs

Interest
-on Term loan
-on others
- Bank charges

14.65 169.17
10.04 0.48
2.00 9.27

26.69 178.92

28 Depreciation

Depreciation on PPE
Amortization expense

14.00 14.49
4.43 1.47

18.43 15.96

29 Other expenses

Rent*
Insurance
Repair and Maintenance
- Others
Tour and travelling expense
Communication expenses
Printing and stationery
Legal and professional
- Statutory audit fee
- Tax audit fee
Fees and subscription / inspection charges
Amount written off
Inventory written off
Miscellaneous expenses

- 15.31
0.92 1.72

0.06 0.67

11.76 54.04

0.04 2.11

0.02 0.60

0.29 15.03

0.35 0.35

0.35 0.35

- 5.00

317.42 -

45.20 -

5.48 53.69

381.89 148.88

* The company has entered into various short-term cancellable lease agreements at a notice period upto three months for leased premises and equipment. Gross rental expenses aggregate to INR Nil (March 31, 2018 INR 15.31 lacs).

30 Earning per share
a) Computation of profit for computing
Earnings per share

Both the basic and diluted earnings per share have been calculated using the profit attributable to shareholders of the Company as the numerator, ie no adjustments to profit were necessary in 2019 or 2018.

The reconciliation of the weighted average number of shares for the purposes of diluted earnings per share to the weighted average number of ordinary shares used in the calculation of basic earnings per share is as follows:

Particulars

Weighted average number of shares used in basic earnings per share

1,25,000 1,25,000

Shares deemed to be issued for no consideration in respect of share-based payments

Weighted average number of shares used in diluted earnings per share

1,25,000 1,25,000

The numerators and denominators used to calculate the basic and diluted EPS are as follows:

Profit attributable to Shareholders

(67.06) (44.95)

Basic and weighted average number of Equity shares outstanding during the year

1,25,000 1,25,000

Nominal value of equity share

10 10

Basic & Diluted EPS (in Rs.)

(53.65) (35.96)

31 Tax Expense
Particulars

Current Tax Expense

For the year ended March 31 2019 For the year ended March 31 2018

Deferred Tax Expense

21.66 (0.70)

Tax Expense

21.66 (0.70)

Reconciliation of Tax Expense and the accounting profit multiplied by India's tax rate:

Particulars

Profit / (Loss) Loss before tax

(45.40) (45.65)

Corporate tax rate as per income tax act, 1961

26.00% 25.75%

Tax on accounting profit

(11.80) (11.76)

i) Tax effect on non deductible expenses/Non taxable income

2.41 0.79

ii) Tax effect on temporary timing differences on which deferred tax not created

1.82 2.85

iii) Tax effect on losses of current year on which no deferred tax is created

7.58 8.82

Tax Expense

0.00 (0.70)

a) Detail of unused tax losses for which no deferred tax is recognised in balance sheet:

	As at March 31, 2019			As at March 31, 2018		
	Base amount	Tax	Expiry date (Assessment year)	Base amount	Deferred tax	Expiry date (Assessment year)
Tax losses						
Assessment Year 2013-14	1.2	0.33	March 31, 2022	1.27	0.33	March 31, 2022
Assessment Year 2014-15	-	-	March 31, 2023	40.47	10.42	March 31, 2023
Assessment Year 2015-16	-	-	March 31, 2024	2.90	0.75	March 31, 2024
Assessment Year 2018-19	-	-	March 31, 2027	20.48	5.23	March 31, 2027
Assessment Year 2019-20	16.93	4.40				
Total	18.20	4.73		65.12	16.77	

A2Z POWERCOM LIMITED

Notes forming part of the financial statements for the year ended March 31, 2019

(Unless otherwise stated, all amounts are in INR Lacs)

b) Detail of unrecognised deductible temporary differences and unabsorbed depreciation for which no deferred tax asset is recognised in financial statements:

	As at March 31, 2019			As at March 31, 2018		
	Base amount	Tax	Expiry date (Assessment year)	Base amount	Deferred tax	Expiry date (Assessment year)
Unabsorbed depreciation	91.68	23.84	Not applicable	80.24	20.66	Not applicable
Temporary differences on depreciation	6.98	1.82	Not applicable	4.90	1.26	Not applicable
Temporary differences on employee benefits	-	-	Not applicable	6.16	1.59	Not applicable
	98.67	25.65		91.30	23.51	



A2Z POWERCOM LIMITED

Notes forming part of the financial statements for the year ended March 31, 2019

Note 32 Related party

The Company's related parties include its holding company and other fellow subsidiaries as described below.

A Name of the Related Parties

(I) Holding Company

A2Z Infra Engineering Limited

(II) Subsidiaries of A2Z Infra Engineering Limited

1. A2Z Infraserivces Limited
2. A2Z Green Waste Management Limited (Till March 12, 2019)
3. Mansi Bijlee & Rice Mills Limited
4. Selligence Technologies Services Private Limited (Under process of strike off w.e.f. October 15, 2018)
5. Chavan Rishi International Limited
6. A2Z Powertech Limited
7. Magic Genie Services Limited
8. A2Z Waste Management (Nainital) Private Limited (Till March 12, 2019)
9. A2Z Maintenance & Engineering Services Limited and Satya Builders (Association of person)
10. A2Z Powercom Limited

(III) Subsidiaries of A2Z Green Waste Management Limited

1. A2Z Waste Management (Merrut) Limited
2. A2Z Waste Management (Moradabad) Limited
3. A2Z Waste Management (Varanasi) Limited
4. A2Z Waste Management (Aligarh) Limited
5. A2Z Waste Management (Badaun) Limited
6. A2Z Waste Management (Balai) Limited
7. A2Z Waste Management (Fatehpur) Limited
8. A2Z Waste Management (Jaunpur) Limited
9. A2Z Waste Management (Mirzapur) Limited
10. A2Z Waste Management (Ranchi) Limited
11. A2Z Waste Management (Sambhal) Limited
12. A2Z Waste Management (Dhanbad) Private Limited
13. A2Z Waste Management (Ludhiana) Limited
14. A2Z Waste Management (Jaipur) Limited
15. A2Z Mayo SNT Waste Management (Nanded) Private Limited (Under process of strike off w.e.f. 26.03.2019)
16. A2Z Waste Management (Ahmedabad) Limited
17. Earth Enviornment Management Services Private Limited
18. Shree Balaji Pottery Private Limited
19. Shree Hari Om Utensils Private Limited

(IV) Subsidiary of A2Z Waste Management (Ludhiana) Limited

Magic Genie Smartech Solutions Limited (w.e.f. 18.12.2017)

(V) Subsidiary of A2Z Infraserivces Limited

1. Ecogreen Envirotech Solutions Limited
2. A2Z Infraserivces Lanka (Pvt.) Limited

(VI) Associate enterprise of A2Z Infra Engineering Limited

1. A2Z Waste Management (Nainital) Private Limited (w.e.f. March 13, 2019)
2. A2Z Green Waste Management Limited (w.e.f. 13.03.2019)

(VII) Directors and KMP of the Company

1. Mr. Amit Mittal
2. Mr. Sanjeev Sharma
3. Mr. Ashok Kumar Saini

(VIII) Private Companies in which a Director or Manager or his Relative is a Member or Director

Mr. Sanjeev Sharma

Devdhar Trading and Consultants Private Limited

Mr. Amit Mittal

1. Devdhar Trading and Consultants Private Limited
2. Mesric Consultants Private Limited



A2Z POWERCOM LIMITED

Notes forming part of the financial statements for the year ended March 31, 2019

(IX) Directors and KMPs of Holding Company

1. Mr. Amit Mittal (Managing Director)
2. Mr. Rajesh Jain (CEO & Whole Time Director)
3. Mr. Ashok Kumar Saini (Director)
4. Mrs. Dipali Mittal (Director)
5. Mr. Atul Kumar Agarwal (Company Secretary)
6. Mr. Rajiv Chaturvedi (Chief Financial Officer)

(X) Enterprises in control of KMP and relatives

1. M/s A2Z Infra Engineering Limited (w.e.f 13-March-2019)
2. A2Z Waste Management (Nainital) Private Limited (w.e.f 13-March-2019)
3. Devdhar Trading and Consultants Private Limited
4. JIT Logistics Private Limited
5. Mestric Consultants Private Limited
6. Mapple Solcon Private Limited



A2Z POWERCOM LIMITED

Notes forming part of the financial statements for the year ended March 31, 2019

(Unless otherwise stated, all amounts are in INR Lacs)

32 (a): Related Party Transactions

Particulars	For the year ended March 31, 2019			For the year ended March 31, 2018	
	Holding Company	Fellow Subsidiary	Associate of Holding company	Holding Company	Fellow Subsidiary
Transactions during the period					
Purchase during the period					
- A2Z Infra Engineering Limited	692.65	-	-	-	-
Interest Income					
- A2Z Infraserivces Limited	-	12.26	-	-	12.60
- A2Z Green Waste Management Limited	-	25.82	1.10	-	30.97
- Mansi Bijlee & Rice Mills Limited	-	1.21	-	-	1.40
Loan Refunded (amount received)					
- A2Z Green Waste Management Limited	-	114.53	-	-	-
- A2Z Infraserivces Limited	-	12.00	-	-	-
Loan Repaid					
- A2Z Green Waste Management Limited	-	-	-	-	32.00
- Mansi Bijlee & Rice Mills Limited	-	6.81	-	-	-
Loan Given					
- A2Z Infraserivces Limited	-	-	-	-	289.01
Balance Outstanding at the end of the year					
Debtors					
- A2Z Waste Management (Mirzapur) Limited	-	3.05	-	-	3.05
- A2Z Waste Management (Balai) Limited	-	3.05	-	-	3.05
- A2Z Waste Management (Varanasi) Limited	-	6.10	-	-	6.10
Creditors					
- A2Z Infraserivces Limited	-	(1.00)	-	-	-
Short Term Advance taken / Other Current Liability					
- A2Z Infraserivces Limited	-	0.31	-	-	0.31
Short term loans and advances given					
- A2Z Infra Engineering Limited	-	-	-	5.36	-
- A2Z Green Waste Management Limited	-	-	144.48	-	259.01
- A2Z Infraserivces Limited	-	78.00	-	-	90.00
- Mansi Bijlee & Rice Mills Limited	-	3.17	-	-	9.98
Other Current Assets (Interest Accrued)					
- A2Z Infraserivces Limited	-	24.43	-	-	13.39
- A2Z Green Waste Management Limited	-	-	98.93	-	74.69
- Mansi Bijlee & Rice Mills Limited	-	1.09	-	-	1.79
Advances from Customer/Creditors					
- A2Z Infra Engineering Limited	700.54	-	-	1,005.44	-
- A2Z Green Waste Management Limited	-	-	31.75	-	31.75

Note 33: Contingent Liability

Income Tax demand under block assessment from financial year 2008-09 to 2012-13*

As at March 31, 2019	As at March 31, 2018
56.82	598.94
56.82	598.94

* The Income tax authorities conducted a search and survey at certain premises of the Company under section 132 and 133 of the Income Tax Act, 1961. During the year, Assessment officer had raised a demand notice on the basis of block assessment done for the financial year 2008-09 to 2012-13. The Company had filed an appeal with Commissioner of Income-Tax (Appeals) against the demand notice and based on the opinion of tax advisers, management believe that no adjustment is required to be made in the financial statements.



Note 34 : Financial risk management

(i) Fair value measurement of financial instruments

Financial assets and financial liabilities measured at fair value in the statement of financial position are Companded into three Levels of a fair value hierarchy. The three Levels are defined based on the observability of significant inputs to the measurement, as follows:

Level 1: Quoted prices (unadjusted) in active markets for financial instruments.

Level 2: The fair value of financial instruments that are not traded in an active market is determined using valuation techniques which maximise the use of observable market data rely as little as possible on entity specific estimates.

Level 3: If one or more of the significant inputs is not based on observable market data, the instrument is included in level 3.

(ii) Financial Instruments by Category

For amortised cost instruments, carrying value represents the best estimate of fair value.

Particulars	31-Mar-19			31-Mar-18		
	FVPL	FVOCI	Amortised cost	FVPL	FVOCI	Amortised cost
Financial Assets						
Investments						
Loans	-	-	350.07	-	-	459.32
Cash and Cash equivalents	-	-	5.21	-	-	79.53
Trade receivable	-	-	167.04	-	-	13.31
Other financial assets	-	-	190.75	-	-	1,315.32
Total Financial Assets	-	-	713.07	-	-	1,867.48
Financial Liabilities						
Borrowings	-	-	-	-	-	1,486.92
Trade payables	-	-	287.41	-	-	1,667.50
Other financial liabilities	-	-	10.31	-	-	10.31
Total Financial Liabilities	-	-	297.72	-	-	3,164.73

(iii) Risk Management

The Company's activities expose it to market risk, liquidity risk and credit risk. This note explains the sources of risk which the entity is exposed to and how the entity manages the risk and the related impact in the financial statements.

Risk	Exposure arising from	Measurement	Measurement
Credit risk	Cash and cash equivalents, trade receivables, financial assets measured at amortised cost	Ageing analysis	Bank deposits, diversification of asset base, credit limits and
Liquidity risk	Borrowings and other liabilities	Rolling cash flow forecasts	Availability of committed credit lines and borrowing facilities
Market risk - foreign exchange	Recognised financial assets and liabilities not denominated in Indian rupee (INR)	Cash flow forecasting	Forward contract/hedging
Market risk - interest rate	Long-term borrowings at variable rates	Sensitivity analysis	Cross currency fix rate swaps
Market risk - security price	Investments in equity securities	Sensitivity analysis	Portfolio diversification

The Company's risk management is carried out by a central treasury department (of the company) under policies approved by the board of directors. The board of directors provides written principles for overall risk management, as well as policies covering specific areas, such as foreign exchange risk, interest rate risk, credit risk and investment of excess liquidity.

A. Credit risk

Credit risk is the risk that a counterparty fails to discharge an obligation to the Company. The Credit risk arises from cash and cash equivalents, trade receivables, investments carried at amortised cost and deposits with banks and financial institutions. The Company's maximum exposure to credit risk is limited to the carrying amount of financial assets recognised at the reporting date, as summarised below:

The Company continuously monitors defaults of customers and other counterparties, identified either individually or by the Company, and incorporates this information into its credit risk controls. Where available at reasonable cost, external credit ratings and/or reports on customers and other counterparties are obtained and used. The Company's policy is to deal only with creditworthy counterparties.

The Company's receivables comprises of trade receivables. During the periods presented, the Company made no write-offs of trade receivables and it does not expect to receive future cash flows or recoveries from collection of cash flows previously written off. The Company has certain trade receivables that have not been settled by the contractual due date but are not considered to be impaired, as given below:



A2Z POWERCOM LIMITED

Notes forming part of the financial statements for the year ended March 31, 2019
(Unless otherwise stated, all amounts are in INR Laacs)

	INR	
	As at	
	31-Mar-19	31-Mar-18
Not more than 30 days	-	-
More than 30 days but not more than 60 days	-	-
More than 60 days but not more than 90 days	-	-
More than 90 days	167.04	13.31
	167.04	13.31

In respect of trade and other receivables, the Company is not exposed to any significant credit risk exposure to any single counterparty or any Company of counterparties having similar characteristics. Trade receivables consist of a large number of customers in various industries and geographical areas. Based on historical information about customer default rates management consider the credit quality of trade receivables that are not past due or impaired to be good.

The credit risk for cash and cash equivalents, mutual funds, and derivate financial instruments is considered negligible, since the counterparties are reputable organisations with high quality external credit ratings.

B. Liquidity risk

Prudent liquidity risk management implies maintaining sufficient cash and marketable securities and the availability of funding through an adequate amount of committed credit facilities to meet obligations when due. Due to the nature of the business, the Company maintains flexibility in funding by maintaining availability under committed facilities.

Management monitors rolling forecasts of the Company's liquidity position and cash and cash equivalents on the basis of expected cash flows. The Company takes into account the liquidity of the market in which the entity operates. In addition, the Company's liquidity management policy involves projecting cash flows in major currencies and considering the level of liquid assets necessary to meet these, monitoring balance sheet liquidity ratios against internal and external regulatory requirements and maintaining debt financing plans.

Maturities of financial liabilities

The tables below analyse the Company's financial liabilities into relevant maturity groupings based on their contractual maturities for all non-derivative financial liabilities. The amounts disclosed in the table are the contractual undiscounted cash flows. Balances due within 12 months equal their carrying balances as the impact of discounting is not significant.

March 31, 2019	Less than 1 year	1-2 year	2-3 year	More than 3 years	Total
Non-derivatives					
Borrowings	-	-	-	-	-
Trade payables	287.41	-	-	-	287.41
Other financial liabilities	10.31	-	-	-	10.31
Total	297.72	-	-	-	297.72

March 31, 2018	Less than 1 year	1-2 year	2-3 year	More than 3 years	Total
Non-derivatives					
Borrowings	1,486.92	-	-	-	1,486.92
Trade payables	1,667.50	-	-	-	1,667.50
Other financial liabilities	10.31	-	-	-	10.31
Total	3,164.73	-	-	-	3,164.73

Market Risk
(a) Interest rate risk
Liabilities

The Company's policy is to minimise interest rate cash flow risk exposures on long-term financing. At 31 March 2019, the Company is exposed to changes in market interest rates through bank borrowings at variable interest rates. The Company's investments in Fixed Deposits all pay fixed interest rates.

Interest rate risk exposure

Below is the overall exposure of the Company to interest rate risk:

Particulars	31-Mar-19	31-Mar-18
Variable rate borrowing	-	-
Fixed rate borrowing	-	1,486.92
Total borrowings	-	1,486.92

Sensitivity

Below is the sensitivity of profit or loss and equity changes in interest rates.

Particulars	31-Mar-19	31-Mar-18
Interest sensitivity*		
Interest rates – increase by 100 basis points (100 bps)	-	14.87
Interest rates – decrease by 100 basis points (100 bps)	-	(14.87)

* Holding all other variables constant

A2Z POWERCOM LIMITED

Notes forming part of the financial statements for the year ended March 31, 2019
(Unless otherwise stated, all amounts are in INR Lacs)

Note 34A : Disclosure pursuant to Ind AS 115 "Revenue from Contracts with Customers"

(a)

Segment	Revenue as per Ind AS 115		Other Revenue	Total
	Domestic	Foreign		
Revenue from construction services	1,433.55	-	-	1,433.55
Total	1,433.55	-	-	1,433.55

(b) Out of the total revenue recognised under Ind AS 115 during the year, Rs 100.68 is recognised over the period of time.

(c)

Particulars	Provision on Trade receivables covered under Ind AS 115	Provision on Contract assets
Opening	-	-
Changes in		
Provision/(reversal) of allowance for expected credit loss	-	-
Additional provision (net) towards credit impaired receivables	-	-
Write off as bad debts	-	-
Closing	-	-

(i) Revenue recognised during the year from opening balance of contract liabilities amounts to 4.70 lakhs

(ii) Revenue recognised during the year from the performance obligation satisfied in previous year (arising out of contract modifications) amounts to Nil.

(d) Cost to obtain the contract :

(i) Amount of amortisation recognised in Profit and Loss during the year 2018-19: Rs. 10.89 Lakh

(ii) Amount recognised as assets as at March 31, 2019: Nil

(e) Reconciliation of contracted price with revenue during the year:

Opening contracted price of orders as at April 1, 2018*	27,311.68
Add:	
Increase due to additional consideration recognised as per contractual terms	-
Less:	
Orders completed during the year	27,311.68
Closing contracted price of orders as at March 31, 2019*	-
Total Revenue recognised during the year:	1,433.55
Less: Revenue out of orders completed during the year	1,433.55
Revenue out of orders under execution at the end of the year (I)	0.00
Revenue recognised upto previous year (from orders pending completion at the end of the year) (II)	-
Decrease due to exchange rate movements (net) (III)	-
Balance revenue to be recognised in future viz. Order book (IV)	-
Closing	0

*including full value of partially executed contracts.

(f) The aggregate amount of transaction price allocated to remaining performance obligations and expected conversion is NIL.



A2Z POWERCOM LIMITED

Notes forming part of the financial statements for the year ended March 31, 2019

(Unless otherwise stated, all amounts are in INR Lacs)

Note 35 : Capital Management Policies and Procedures

For the purpose of the Company's capital management, capital includes issued equity capital, convertible preference shares, share premium and all other equity reserves attributable to the equity holders of the Company.

The Company's capital management objectives are:

- to ensure the Company's ability to continue as a going concern
- to provide an adequate return to shareholders

by pricing products and services commensurately with the level of risk.

The Company manages its capital structure and makes adjustments in light of changes in economic conditions and the requirements of the financial covenants. To maintain or adjust the capital structure, the Company may adjust the dividend payment to shareholders, return capital to shareholders or issue new shares. The Company monitors capital using a gearing ratio, which is net debt divided by total capital plus net debt. The Company's policy is to keep the gearing ratio between 20% and 40%. The Company includes within net debt, interest bearing loans and borrowings, trade and other payables, less cash and cash equivalents, excluding discontinued operations.

Particulars	31-Mar-19	31-Mar-18
Borrowings	-	1,486.92
Trade payables	287.41	1,667.50
Less: cash and cash equivalents	5.21	79.53
Net debt	282.20	3,074.89
Equity	111.46	177.09
Capital and net debt	393.66	3,251.98
Gearing ratio	72%	95%

In order to achieve this overall objective, the Company's capital management, amongst other things, aims to ensure that it meets financial covenants attached to the interest-bearing loans and borrowings that define capital structure requirements. Breaches in meeting the financial covenants would permit the bank to immediately call loans and borrowings. There have been no breaches in the financial covenants of any interest-bearing loans and borrowing in the current period.

Note 36 : Authorisation of financial statements

The Financial statements for the year ended 31 March 2019 (including comparatives) were approved by the board of directors on 13 May, 2019.

For Mahesh Aggarwal & Associates

Chartered Accountants

Regn No. 006092N

Mahesh Aggarwal

Partner

M No. 85013



For and on behalf of the Board of Directors



Sanjeev Sharma

Director

(DIN : 02159764)

Ashok Kumar Saini

Director

(DIN : 03593179)

Place : Gurgaon

Dated : 13.05.2019